

NEO® 310 Undercounter Ice Machines

NEO® 310 Undercounter Ice Machines

Models

- URF-0310A UDF-0310W UYF-0310W
 UDF-0310A UYF-0310A



U-310

- Up to 295 lbs (134 kg) of daily ice production
 - 30" (76.20 cm) wide, 28.50" (72.4 cm) deep, and 38.50" (97.8 cm) high on 6" (15.24 cm) legs
 - Cabinet volume 3.99 ft³ (0.113 m³)
 - 119 lb. (54 Kg) ice storage capacity*
- * Application capacity based on: 90% volume x 33lbs/ft³ average density of ice.

NEO undercounter ice machines are designed to provide ice right where you need it – within reach. Improvements in **Performance**, **Intelligence** and **Convenience** make your ice machine easy to own and less expensive to operate.

Performance – NEO produces more ice than ever before while using less water and energy. The storage bin provides industry leading capacity.

Intelligence – NEO provides feedback with full bin and service indicators. Delay function allows you to pause your machine for slow periods or days when you're closed.

Convenience – NEO offers a forward-sliding storage bin for easy access to refrigeration components without having to move the entire ice machine. Smooth, sealed food-zone with removable water trough, distribution tube, and damper door for faster cleaning. AlphaSan added to key internal components.

Available **LuminIce® Virus and Bacteria Inhibitor** controls viruses, bacteria, mold and yeast within the food zone to keep the machine clean longer.

Specifications

- | | |
|--|---|
| <p>BTU Per Hour:
4,600 (average)
5,450 (peak)</p> <p>Compressor:
Nominal rating: .75 HP</p> <p>Cupra-Nickel Condenser:
(Water-cooled models)
Adds protection from corrosive water elements.</p> <p>Refrigerant:
R-404A</p> | <p>Operating Limits:</p> <ul style="list-style-type: none"> • Ambient Temperature Range: 40° to 110°F (4.4° to 43.3°C) • Water Temperature Range: 45° to 90°F (4.4° to 32.2°C) • Water Pressure Ice Maker Water In: Min. 20 psi (137.9 kPa) Max. 80 psi (551.1 kPa) • Condenser Inlet Water In: (Water-cooled only) Min. 20 psi (137.9 kPa) Max. 150 psi (1,034.2 kPa) |
|--|---|



Ice Shape

- | | | |
|---|---|--|
| <p>Half Dice
3/8" x 1 1/8" x 7/8"
(.95 x 2.86 x 2.22 cm)</p> | <p>Dice
7/8" x 7/8" x 7/8"
(2.22 x 2.22 x 2.22 cm)</p> | <p>Regular
1 1/8" x 1 1/8" x 7/8"
(2.86 x 2.86 x 2.22 cm)</p> |
|---|---|--|

Ice Machine Electric

115/60/1. (208-230/60/1 and 230/50/1 available.) 115/60/1 ice machines are factory pre-wired with a 6' (180 cm) power cord and NEMA 5-15P-plug configuration. 208-230/60/1 ice machines are factory pre-wired with a 6' (180 cm) power cord only, no plug is supplied.

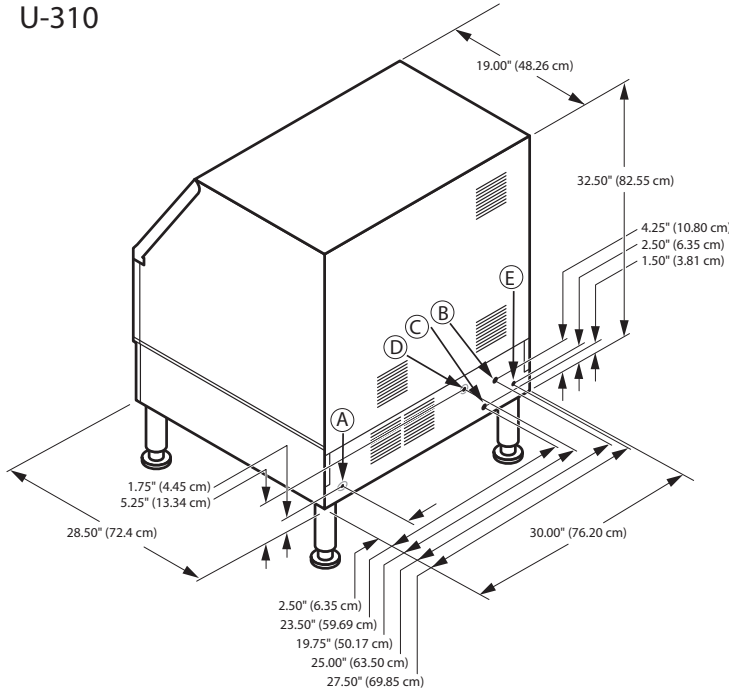
- Total Amps:**
115/60/1 Air-cooled and Water-cooled: 10 amps
208-230/60/1 Air-cooled: 4.5 amps

Maximum fuse size:
Air and Water-cooled: 15 amps
HACR-type circuit breakers can be used in place of fuses.





U-310



Installation Note Recommended clearance for top, sides, and back is 5" (12.7 cm) however, there is no minimum clearance required.

- Ⓐ Electrical Entrance
- Ⓑ 3/8" (0.95 cm) F.P.T. Ice Making Water Inlet
- Ⓒ 1/2" (1.27 cm) F.P.T. Minimum Water Condenser Outlet (water-cooled units)
- Ⓓ 3/8" (0.95 cm) F.P.T. Water Condenser Inlet (water-cooled units)
- Ⓔ 1/2" (1.27 cm) F.P.T. Ice Bin Drain

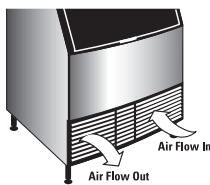
Specifications

Model	Ice Shape	Ice Production 24 Hours				Power kWh/ 100 lbs. @ 90°/70°F 32°/21°C	Potable water usage gal/100 lbs. ice @90/70°F
		70°Air/50°F Water 21°Air/10°C Water	90°Air/70°F Water 32°Air/21°C Water				
URF-0310A	regular	278 lbs	126 kg	221 lbs	100 kg	7	15.5
UDF-0310A	dice	286 lbs	130 kg	233 lbs	106 kg	7	15.5
UDF-0310W	dice	295 lbs	134 kg	252 lbs	114 kg	5.6	15.5
UYF-0310A	half-dice	290 lbs	132 kg	235 lbs	107 kg	7.2	15.5
UYF-0310W	half-dice	293 lbs	133 kg	267 lbs	121 kg	5.5	15.5

Water-cooled condensers Water Usage / 100 lbs/45.4 kgs. of Ice: 183 gal./693 liters

Standard 6" / 15.24 cm adjustable flange foot - gray painted legs included.
Standard plastic NEO ice scoop included.

Air Flow




Air in right, air out left, no side vents. Great for installation under countertops and next to other equipment.

Removable Bin



Air Filter



Simple, tool-free removal for quick access during routine cleaning and maintenance.